

# Alarm Panel for ATM




- ✓ Number of zones : 4
  - ✓ Relay output on Alarm.
  - ✓ Hooter / Buzzer on Alarm.
  - ✓ Configurable Delay Time
  - ✓ User defined password.
  - ✓ LCD to show sensor status.
  - ✓ Auto Retrigger zones.
- 
- ✓ Once the door is closed the instrument is armed automatically.
  - ✓ Sensors Provided : Magnetic Sensor for Door, one vibration sensor.
  - ✓ Two more zones available for other sensors or from ATM relay connectors

## Optional

- ✓ Battery Backup
- ✓ Auto Dialer
- ✓ Ethernet connectivity - CMS Software
- ✓ GSM interface - CMS Software.

**Honey Teq Automations**

97/18, 10th Street, Chowdry Nagar.  
Valasaravakkam, Chennai -600 087.  
Tel : 044-2486 2497, Fax : 044-2486 0174  
[www.honeyteq.com](http://www.honeyteq.com)



## **Operation**

The unit has got a 4 x 4 keypad with LCD. When the Cash loading personnel opens the ATM they have to disable the alarm panel by entering the PIN or password through keypad. Once the right password is keyed in the alarm panel stops the buzzer sound. If the password is not entered within the predetermined time unit will activate the hooter which will alert the people around the area.


The alarm will be activated once the status of any of the sensors connected is compromised.

The password can be edited by the user.

Additionally central monitoring station software can be used to monitor the ATMs through ethernet / GSM.

**Honey Teq Automations**


97/18, 10th Street, Chowdry Nagar.  
Valasaravakkam, Chennai -600 087.  
Tel : 044-2486 2497, Fax : 044-2486 0174  
[www.honeyteq.com](http://www.honeyteq.com)



## Control Box



## Vibration Sensor



## Hooter



## Honey Teq Automations

97/18, 10th Street, Chowdry Nagar.  
Valasaravakkam, Chennai -600 087.  
Tel : 044-2486 2497, Fax : 044-2486 0174  
[www.honeyteq.com](http://www.honeyteq.com)